

Construction Safety Association of Manitoba – Lift Truck Operator Practical Evaluation Form

Operator: _____

Company: _____

Date: _____

Make/Model: _____

Evaluator: _____

Operational Check – Visual

| Activity | Y | N |
|---------------------------------|---|---|
| Check engine | | |
| Forks and locking pins | | |
| Chain condition | | |
| Fire extinguisher | | |
| Overhead guard | | |
| Counter weight | | |
| Check tires and wheel condition | | |
| Housekeeping - general | | |

Operational Check – Startup

| Activity | Y | N |
|----------------------|---|---|
| Checks clearance | | |
| Seatbelt used | | |
| Parking brake on | | |
| Check lift mechanism | | |
| Check tilt mechanism | | |
| Check brakes | | |
| Check steering | | |
| Check horn | | |

Travel

| Activity | Y | N |
|----------------------------|---|---|
| Release brake | | |
| Faces direction of travel | | |
| Blind corners – slows down | | |
| Comes to full stop | | |
| Checks rear end swing | | |
| Smooth operating turns | | |

Loading

| Activity | Y | N |
|--------------------------------------|---|---|
| Correct fork position | | |
| Correct mast position | | |
| Safe lift procedure – lift then tilt | | |
| Correct load position | | |
| Check clearance before backing | | |

Operating Loaded

| Activity | Y | N |
|--|---|---|
| Operator face direction of travel | | |
| Operator keeps body inside truck lines | | |
| Smooth starts and stops | | |
| Correct fork lift | | |
| Slows down at corners | | |
| Sounds horn at corners | | |
| Smooth operations | | |

Unloading

| Activity | Y | N |
|---------------------------------|---|---|
| Smooth approach | | |
| Proper positioning | | |
| Comes to a full stop | | |
| Smooth use of controls | | |
| Unloads squarely | | |
| Checks clearance before backing | | |
| Correct withdrawal from load | | |

Parking

| Activity | Y | N |
|-----------------------|---|---|
| Park in safe area | | |
| Lower forks/tips down | | |
| Controls in neutral | | |
| Apply parking brake | | |
| Switch engine off | | |

Safety

| Activity | Y | N |
|-----------------------------------|---|---|
| Slows for crossing and clearances | | |
| Sound horn at blind areas | | |
| Checks dock plates | | |
| Proper fuelling procedures | | |
| Environmental conditions | | |
| WSH code of practice | | |

Workplace hazards reviewed

Truck manual location

EVALUATION STOPPED

Committed unsafe act

Failed to yield right-of-way to pedestrian

Struck object

PASSED

FAILED

Comments:

Signature of Evaluator:

Signature of Operator:

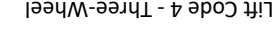
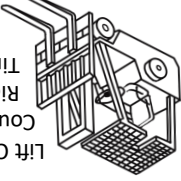
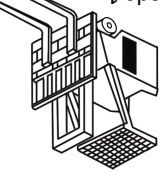
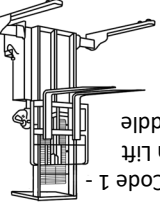


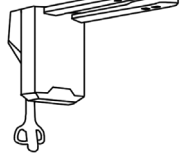
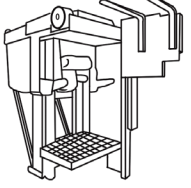


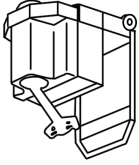
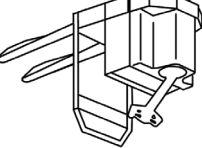
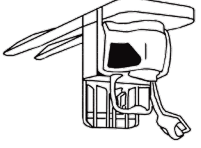
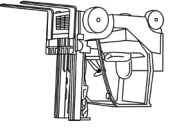



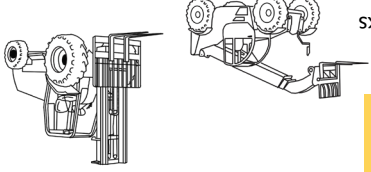
Date:

This evaluation only applies to the class or classes of truck on which the operator has been trained.

Upon successful completion of this evaluation, please complete and endorse the Certificate of Qualification for the Operator



Construction Safety Association of Manitoba – Lift Truck Operator Practical Evaluation Form

| | | | | | | | | | | | | | |
|---|--|---|--|---|--|---|--|---|--|---|--|--|--|
| <p>Class I - Electric Motor Rider Trucks</p>  <p>Lift Code 4 - Three-Wheel Electric Trucks, Sit Down</p>  <p>Lift Code 5 - Counterbalance Rider, Cushion Tire, Sit Down</p>  <p>Lift Code 1 - Counterbalance Rider Type, Stand-Up</p> | | <p>Class II - Electric Motor Narrow Aisle Trucks</p>  <p>Lift Code 1 - High Lift Straddle</p>  <p>Lift Code 2 - Order Picker</p>  <p>Lift Code 4 - Sideloaders High Lift Pallet</p>  <p>Lift Code 6 - Low Lift Pallet</p>  <p>Lift Code 6 - Turret</p> | | <p>Class III - Electric Motor Hand Trucks</p>  <p>Lift Code 1 - Low Lift Platform</p>  <p>Lift Code 2 - Low Lift Walkie</p>  <p>Lift Code 3 - Tractor</p>  <p>Lift Code 4 - Low Lift Walkie/Centre Control</p>  <p>Lift Code 8 - Low Lift Walkie/Rider Pallet and End Control</p> | | <p>Class IV - Internal Combustion Engine</p>  <p>Lift Code 3 - Fork, Counterbalance, Cushion Tire</p>  <p>Lift Code 4 - Fork, Counterbalance, Pneumatic Tire</p> | | <p>Class V - Internal Combustion Engine Trucks - Pneumatic Tires Only</p>  <p>Lift Code 4 - Fork, Counterbalance, Pneumatic Tire</p> | | <p>Class VI - Electrical and Internal Combustion Engine Tractors</p>  <p>Lift Code 1 - Sit Down Rider</p> <p>Class VII - Rough Terrain Forklift Truck</p>  <p>Lift Code 1 - All Rough Terrain Forklift Trucks</p> | | <p>Identify the class or classes of truck on which the operator has been trained:</p> | |
| <p>CSAM RECOMMENDS RE-TRAINING EVERY THREE YEARS</p> | | | | | | | | | | | | | |

Information presented is intended for general use and may not apply to every circumstance. It is not a definitive guide to government regulations and does not relieve persons using this publication from their responsibilities under applicable legislation. The Construction Safety Association of Manitoba does not guarantee the accuracy of, nor assume liability for, the information presented here.

